

EVE AUDIO QUICK START GUIDE

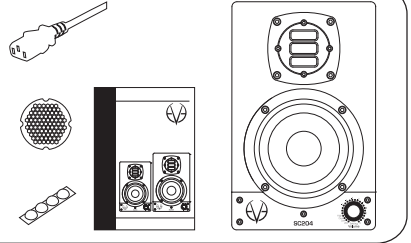


SC204/SC205/SC207/SC208/SC305/SC307

English

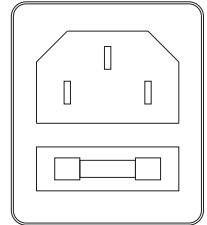
1 PACKAGE CONTENT

- ▶ Monitor
- ▶ Grid
- ▶ Power cord
- ▶ Product manual
- ▶ Rubber feet



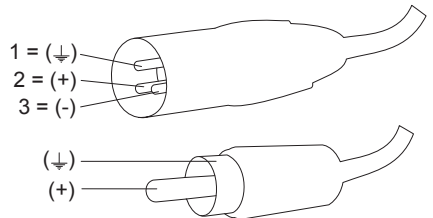
2 MAINS POWER

- ▶ Check voltage selector (except SC204 & SC205)
- ▶ Check fuse value (see silkscreen)
- ▶ Connect mains cord



3 AUDIO CONNECTIONS

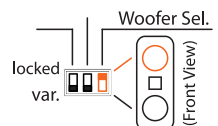
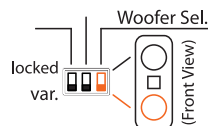
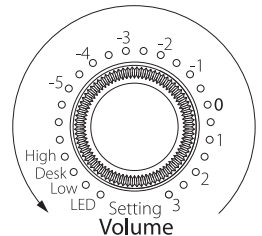
- ▶ Connect balanced XLR input...
- ▶ ... or/and unbalanced RCA input



4 POWERING UP

- ▶ Set DIP switches to variable
- ▶ Set Woofer Sel. so that low woofers are outside in a stereo setup (only SC305 & SC307)
- ▶ Power switch On
- ▶ LEDs light up counterclockwise

... Go to 5 for rotary knob operation.



5 FRONT KNOB OPERATION

